

# ROTARY CONNECTOR FOR ROTATING COMPONENTS BASICLINE

Eisele developed a ball bearing rotary connector. This addition to the Eisele **BASICLINE** can rotate freely around its own axis. The new rotary connector offers a solution for conveying compressed air from a rigid component to a rotating component.

The rotary connector is suitable for all applications that are compatible with nickel-plated brass. The rotary movement is enabled by a hybrid stainless steel ball bearing with ceramic balls, which is approved for rotational speeds of up to 800 rpm.



## ADVANTAGES

- Free rotation around its own axis
- Approved for rotational speeds of up to 800 rpm
- Conveying compressed air from a rigid component to a rotating component
- Hybrid ball bearing

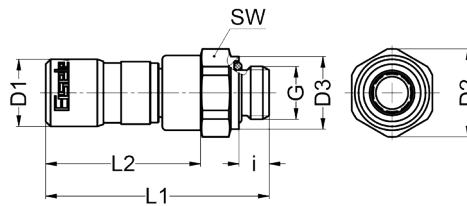


## THE PROPERTIES AT A GLANCE

- Robust housing made of nickel-plated
- Straight, elbow und T-shaped version
- Tube outer diameter 8, 10 and 12
- Screw-in thread: G1/4
- Sealing: chambered O-Ring
- Sealing materials: NBR and FKM
- Working pressure range: -0,9 to 16 bar
- Temperature range: 0°C to + 50°C

### Straight rotary connector

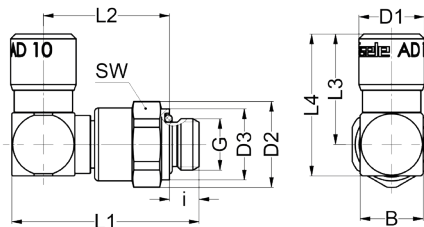
- Temperature range: 0 to +50 °C
- Working pressure range: -0,9 to 16 bar
- Sealings: NBR, FKM



Part-no.	G	for tube	SW	i	L1	L2	D1	D2	D3	NW	g/ piece
628D-0406	G1/4	OD8	20	7,5	52,9	35,9	14,6	21,8	18	6,5	56
628D-0408	G1/4	OD10	20	7,5	55,4	38,4	16,6	21,8	18	8	59
628D-0409	G1/4	OD12	20	7,5	61,4	44,4	19,9	21,8	18	8	75

### Elbow rotary connector 90°

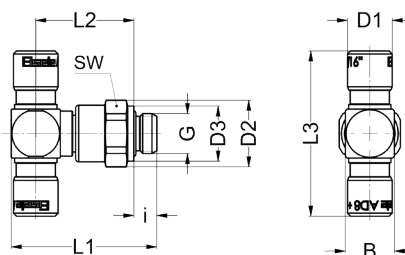
- Temperature range: 0 to +50 °C
- Working pressure range: -0,9 to 16 bar
- Sealings: NBR, FKM



Part-no.	G	for tube	SW	i	L1	L2	L3	L4	B	D1	D2	D3	NW	g/ piece
686D-0406	G1/4	OD8	20	7,5	47,5	32	27	35	16	14,6	21,8	18	6	75
686D-0408	G1/4	OD10	20	7,5	47,5	32	28	36	16	16,6	21,8	18	8	76
686D-0409	G1/4	OD12	20	7,5	51,5	34	33,5	43	19	19,9	21,8	18	8	101

### T-rotary connector

- Temperature range: 0 to +50 °C
- Working pressure range: -0,9 to 16 bar
- Sealings: NBR, FKM



Part-no.	G	for tube	SW	i	L1	L2	L3	B	D1	D2	D3	NW	g/ piece
688D-0406	G1/4	OD8	20	7,5	47,5	32	54	16	14,6	21,8	18	6	86
688D-0408	G1/4	OD10	20	7,5	47,5	32	56	16	16,6	21,8	18	8	89